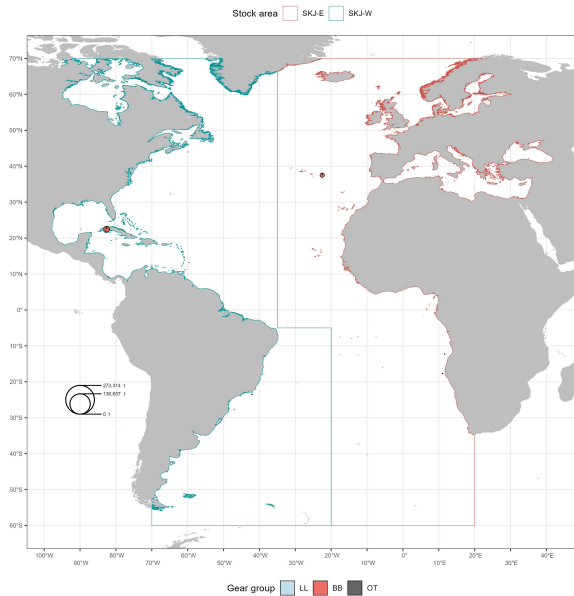
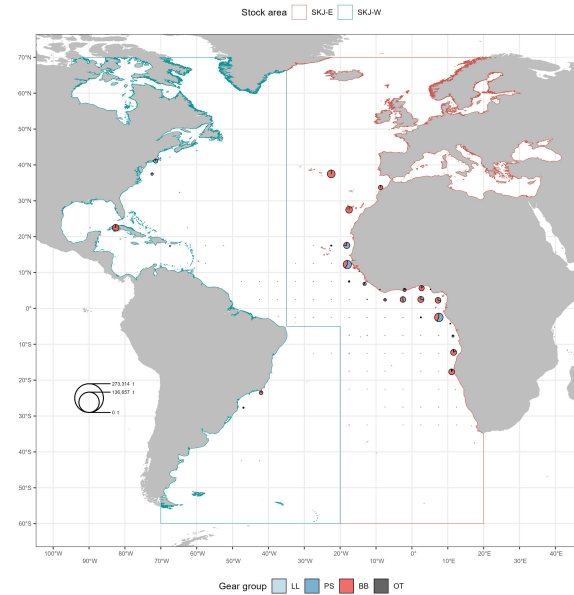


SKJ - Skipjack tuna (*Katsuwonus pelamis*): total catches by grid and gear (1950 - 1959)



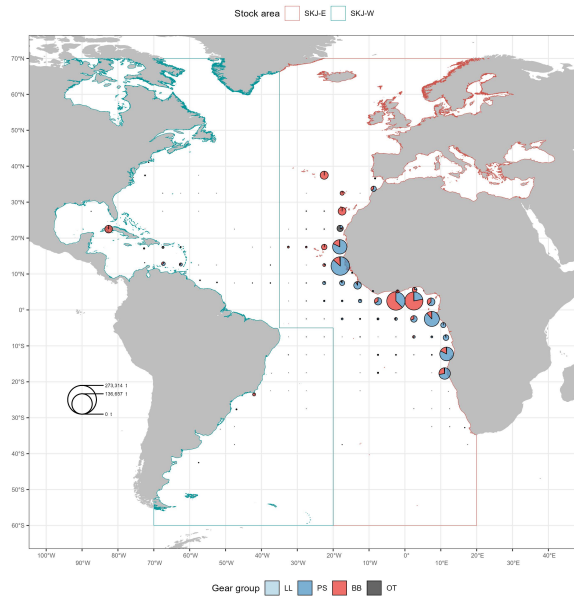
a. SKJ(1950-1959)

SKJ - Skipjack tuna (*Katsuwonus pelamis*): total catches by grid and gear (1960 - 1969)



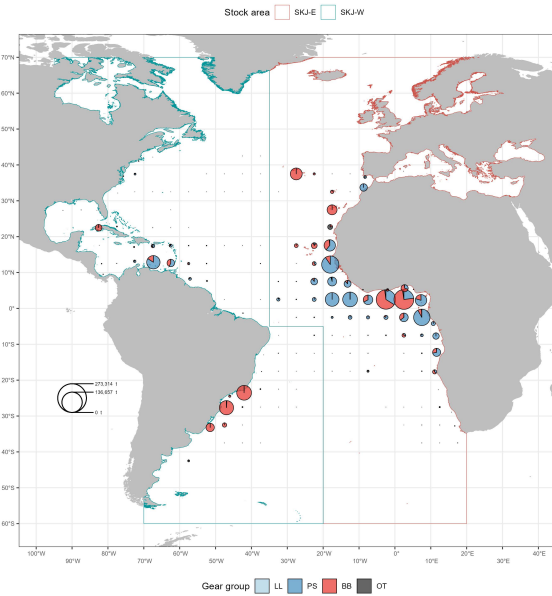
b. SKJ(1960-1969)

SKJ - Skipjack tuna (*Katsuwonus pelamis*): total catches by grid and gear (1970 - 1979)



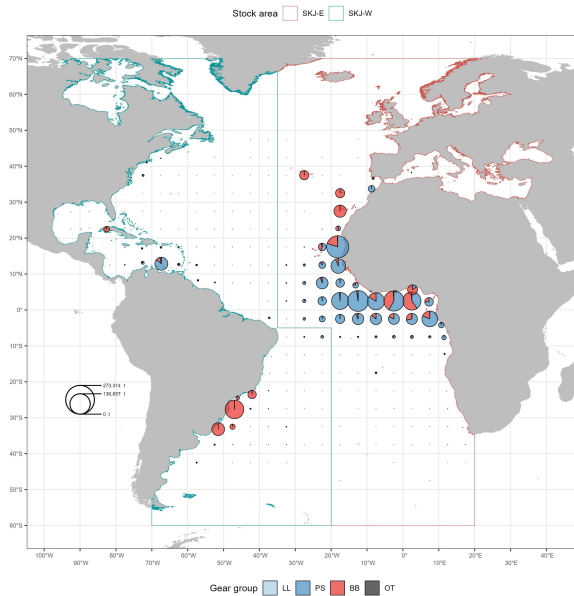
c. SKJ(1970-1979)

SKJ - Skipjack tuna (*Katsuwonus pelamis*): total catches by grid and gear (1980 - 1989)



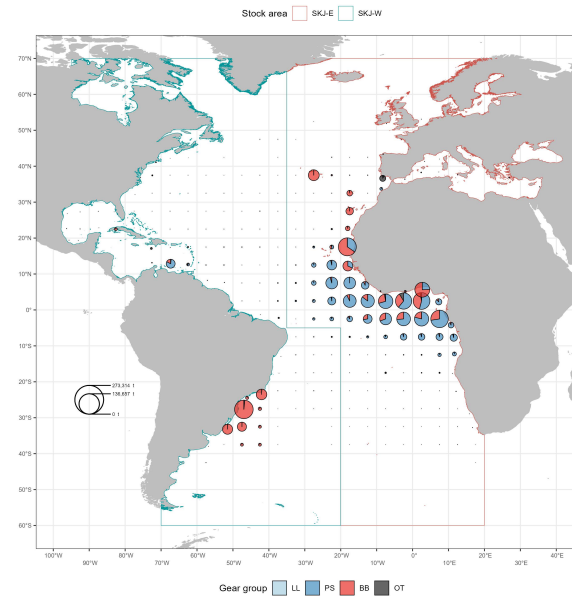
d. SKJ(1980-1989)

SKJ - Skipjack tuna (*Katsuwonus pelamis*): total catches by grid and gear (1990 - 1999)



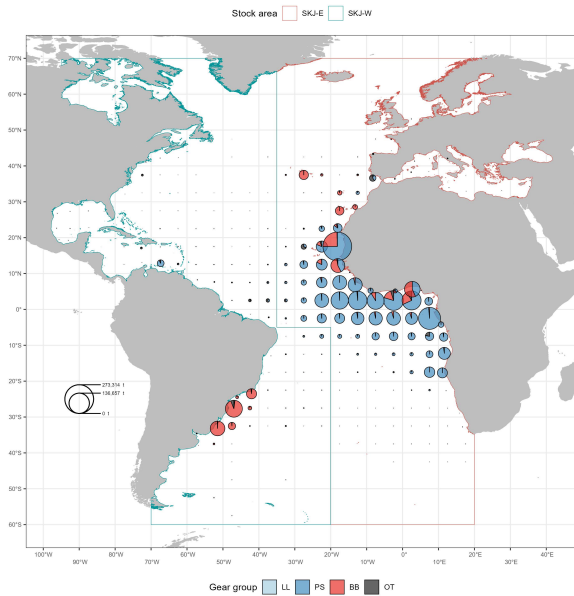
e. SKJ (1990-1999)

SKJ - Skipjack tuna (*Katsuwonus pelamis*): total catches by grid and gear (2000 - 2009)



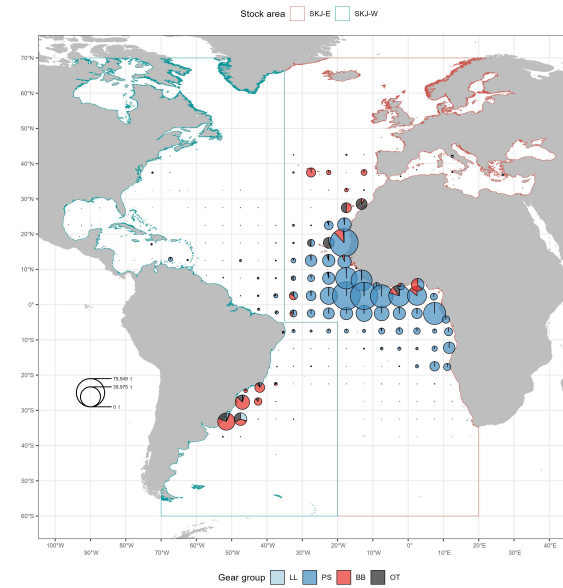
f. SKJ (2000-2009)

SKJ - Skipjack tuna (*Katsuwonus pelamis*): total catches by grid and gear (2010 - 2019)



g. SKJ (2010-2019)

SKJ - Skipjack tuna (*Katsuwonus pelamis*): total catches by grid and gear (2020 - 2023)



h. SKJ (2020-2023)

Figures 53 [a-h]
Figures 53 [a-h]
Figuras 53 [a-h]

Geographical distribution of SKJ catch (t) by major gears and decade. (2020-2023, independent scale)
 Distribution géographique de la prise (t) de SKJ par engins principaux et décennie. (2020-2023, échelle indépendante)
 Distribución geográfica de las capturas (t) de SKJ por artes y década. (2020-2023, escala independiente)