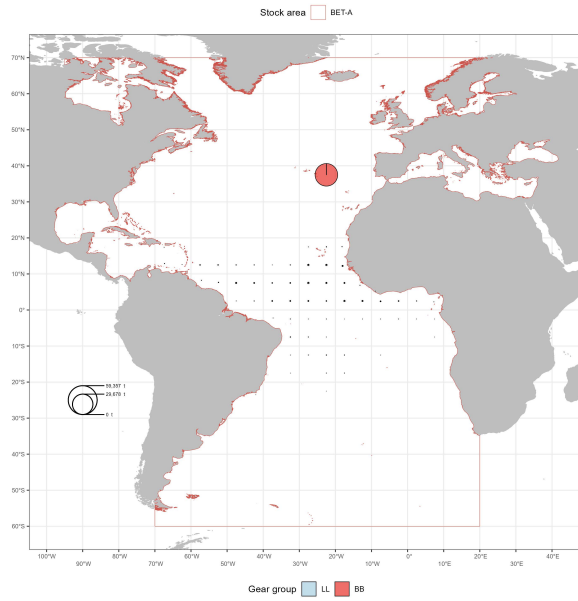
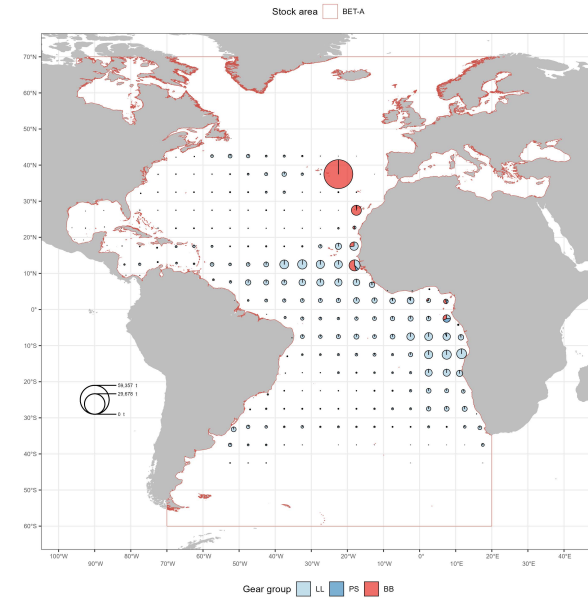


BET - Bigeye tuna (*Thunnus obesus*): total catches by grid and gear (1950 - 1959)



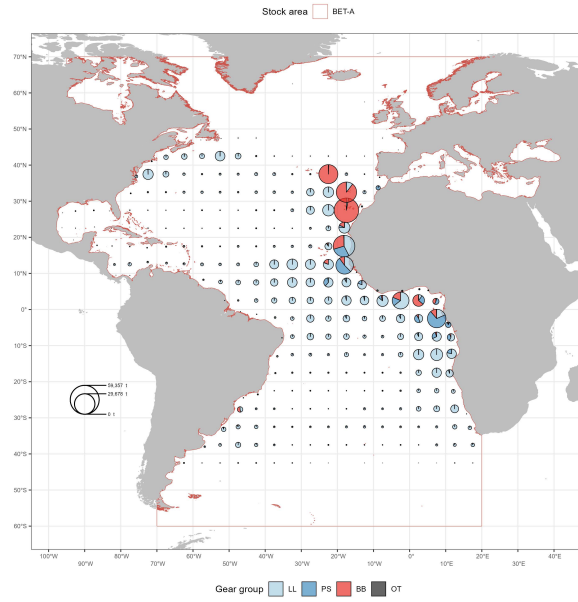
a. BET(1950-1959)

BET - Bigeye tuna (*Thunnus obesus*): total catches by grid and gear (1960 - 1969)



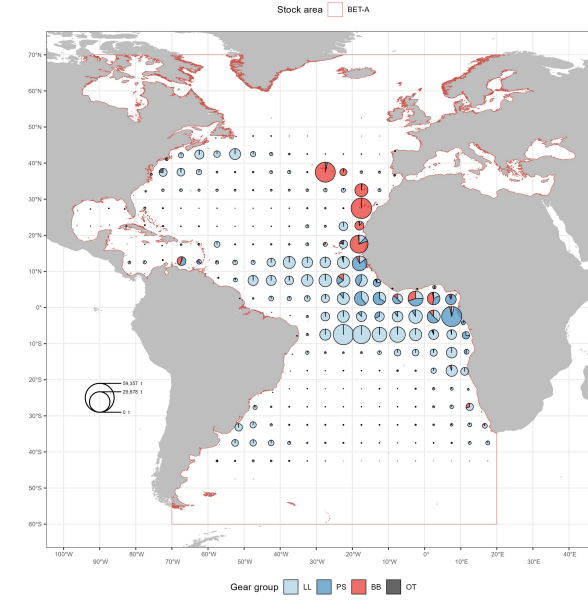
b. BET(1960-1969)

BET - Bigeye tuna (*Thunnus obesus*): total catches by grid and gear (1970 - 1979)



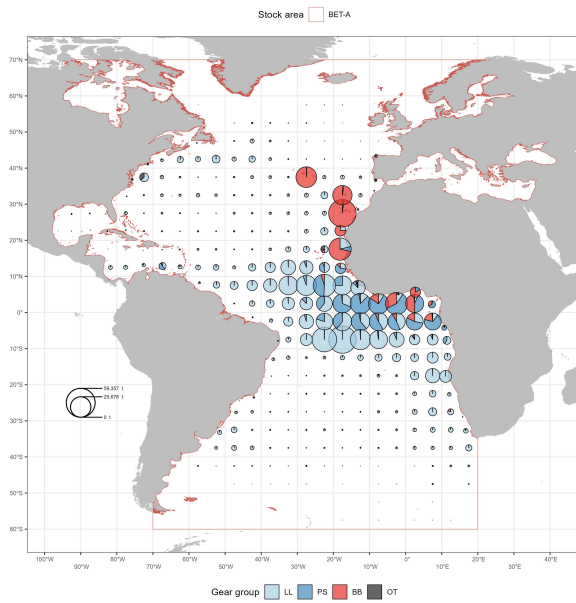
c. BET(1970-1979)

BET - Bigeye tuna (*Thunnus obesus*): total catches by grid and gear (1980 - 1989)



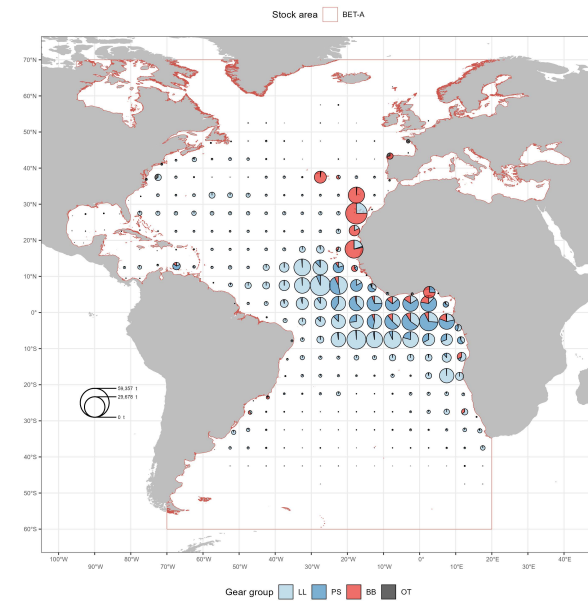
d. BET(1980-1989)

BET - Bigeye tuna (*Thunnus obesus*): total catches by grid and gear (1990 - 1999)



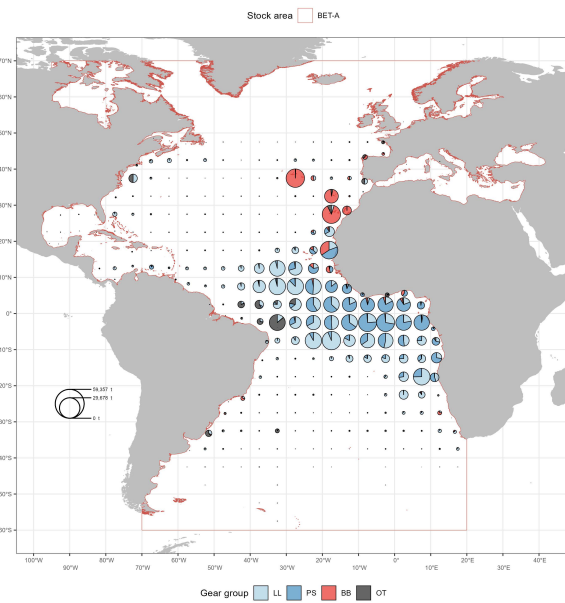
e. BET (1990-1999)

BET - Bigeye tuna (*Thunnus obesus*): total catches by grid and gear (2000 - 2009)



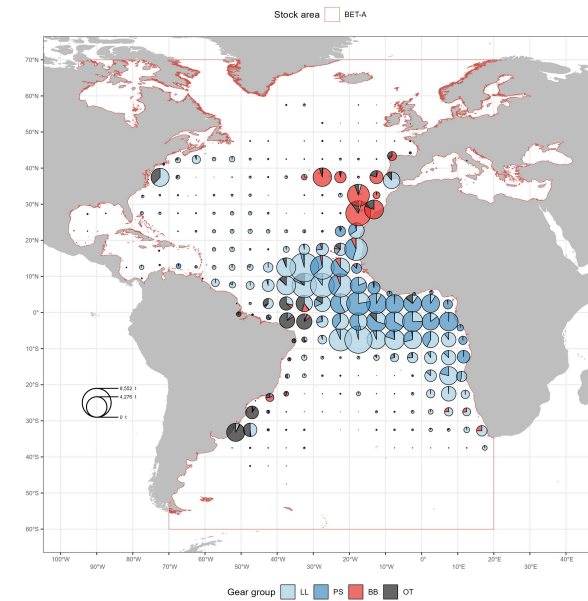
f. BET (2000-2009)

BET - Bigeye tuna (*Thunnus obesus*): total catches by grid and gear (2010 - 2019)



g. BET (2010-2019)

BET - Bigeye tuna (*Thunnus obesus*): total catches by grid and gear (2020 - 2023)



h. BET (2020-2023)

**Figures 51 [a-h]** Geographical distribution of BET catch (t) by major gears and decade. (2020-2023, independent scale )  
**Figures 51 [a-h]** Distribution géographique de la prise (t) de BET par engins principaux et décennie. (2020-2023 échelle indépendante )  
**Figuras 51 [a-h]** Distribución geográfica de las capturas (t) de BET por artes y década. (2020-2023, escala independiente)