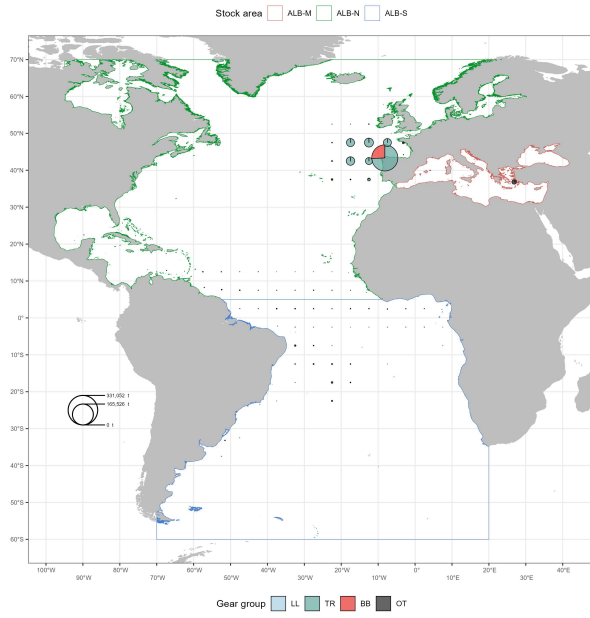
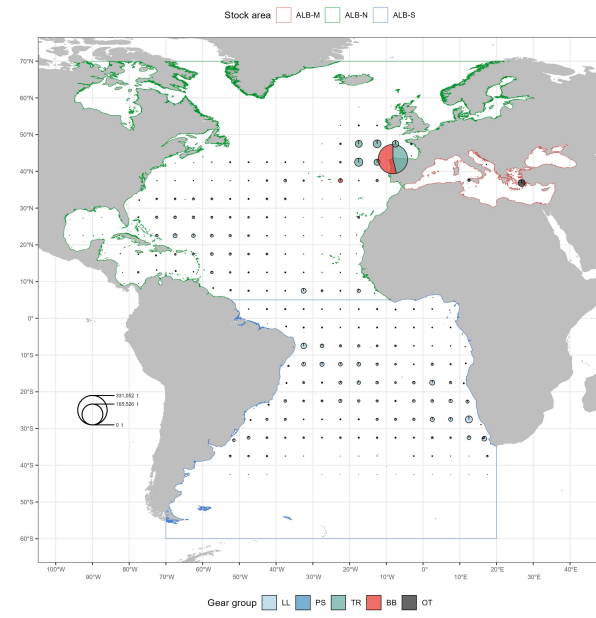


ALB - Albacore tuna (*Thunnus alalunga*): total catches by grid and gear (1950 - 1959)



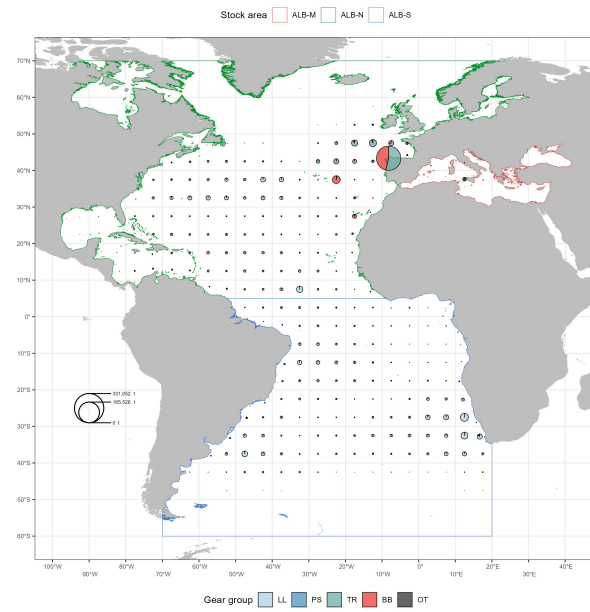
a. ALB(1950-1959)

ALB - Albacore tuna (*Thunnus alalunga*): total catches by grid and gear (1960 - 1969)



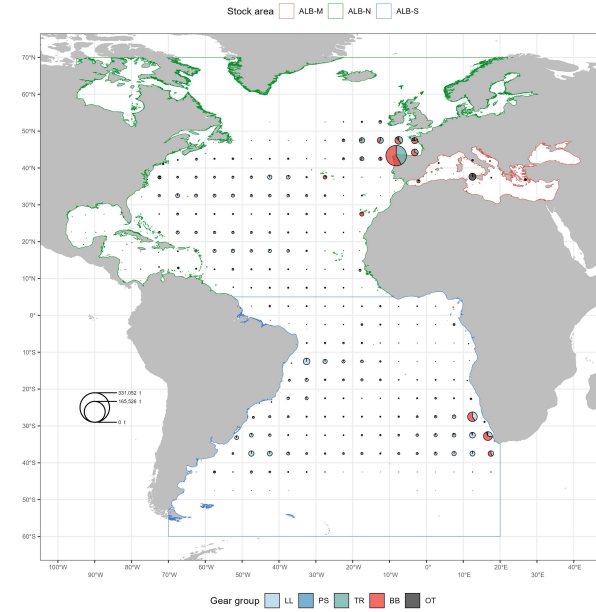
b. ALB(1960-1969)

ALB - Albacore tuna (*Thunnus alalunga*): total catches by grid and gear (1970 - 1979)



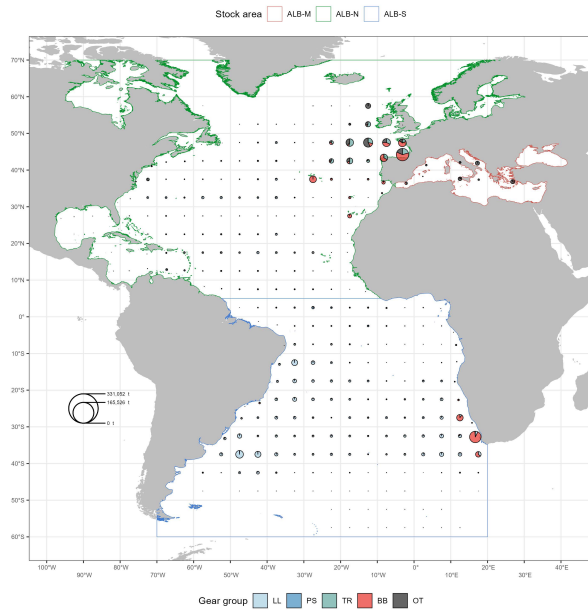
c. ALB(1970-1979)

ALB - Albacore tuna (*Thunnus alalunga*): total catches by grid and gear (1980 - 1989)



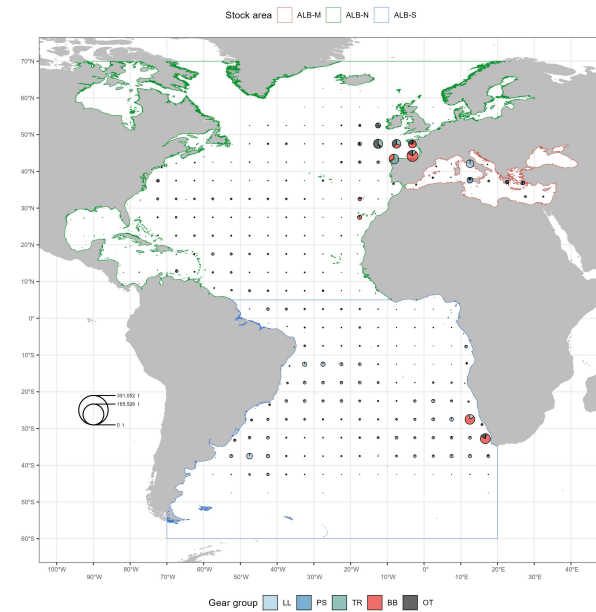
d. ALB(1980-1989)

ALB - Albacore tuna (Thunnus alalunga): total catches by grid and gear (1990 - 1999)



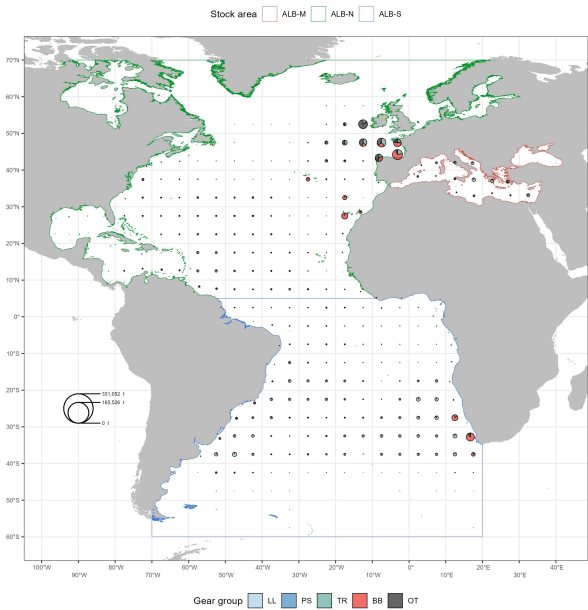
e. ALB (1990-1999)

ALB - Albacore tuna (Thunnus alalunga): total catches by grid and gear (2000 - 2009)



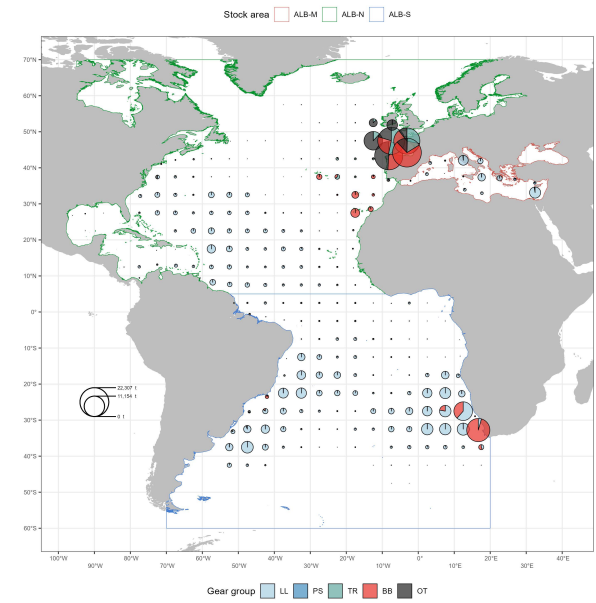
f. ALB (2000-2009)

ALB - Albacore tuna (Thunnus alalunga): total catches by grid and gear (2010 - 2019)



g. ALB (2010-2019)

ALB - Albacore tuna (Thunnus alalunga): total catches by grid and gear (2020 - 2023)



h. ALB (2020-2023)

Figures 47 [a-h] Geographical distribution of ALB catch (t) by major gears and decade. (2020-2023 independent scale)
Figures 47 [a-h] Distribution géographique de la prise (t) de ALB par engins principaux et décennie. (2020-2023 échelle indépendante)
Figuras 47 [a-h] Distribución geográfica de las capturas (t) de ALB por artes y década. (2020-2023, escala independiente)