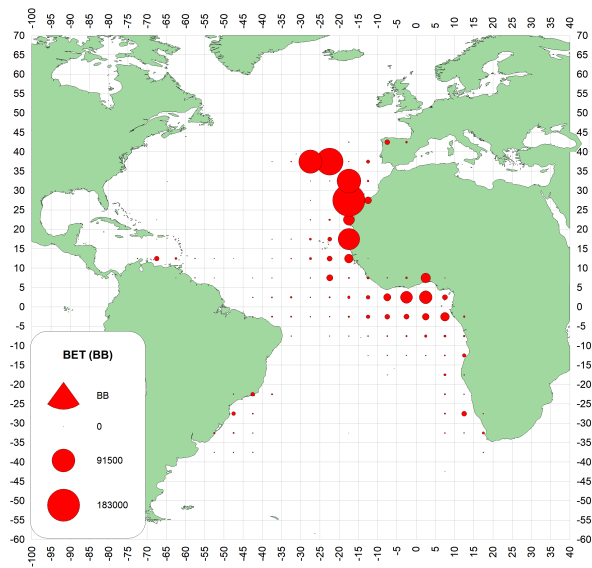
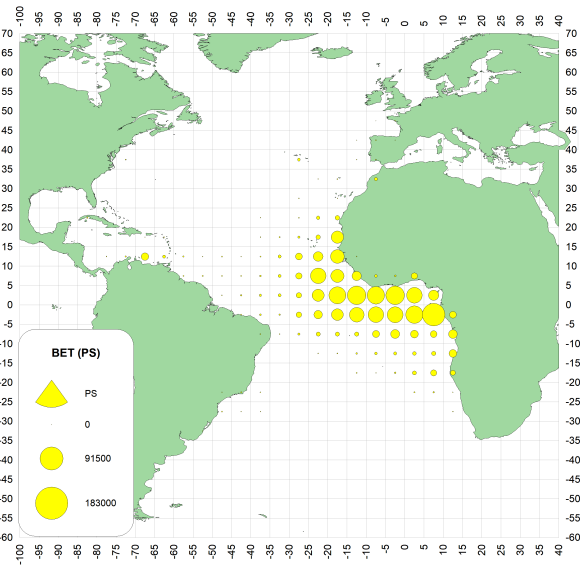


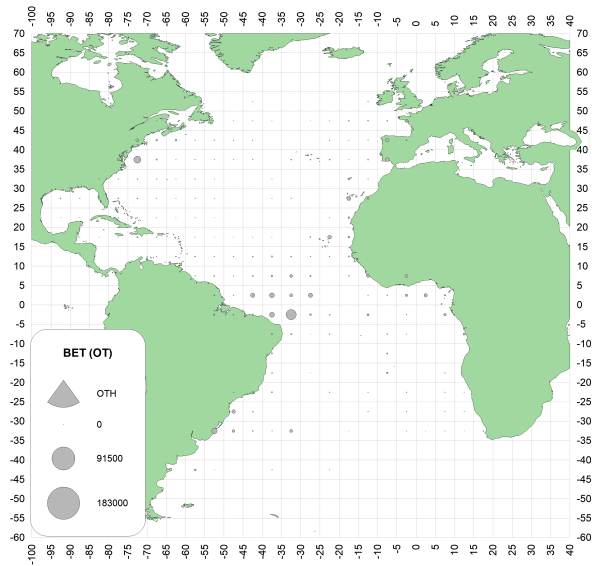
a. BET (LL)



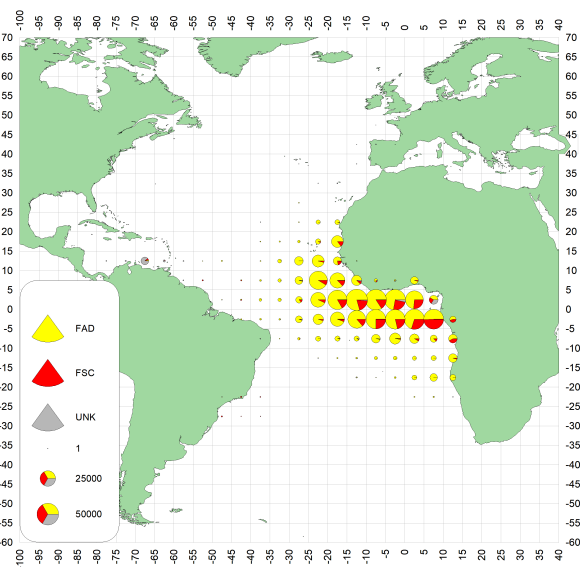
b. BET (BB)



c. BET (PS)



d. BET (oth)



e. BET (FAD/FREE) 1991-2022

**Figures 50 [a-e]**

Geographical distribution of BET catch (t) by major gears, for the entire 1950-2022 period. [e] For 1991-2022 catches are split by free school and FADs.

**Figures 50 [a-e]**

Distribution géographique de la prise (t) de BET par engins principaux, pour toutes les périodes 1950-2022 [e] Les captures 1991-2022 ont été ventilées en bancs libres et DCP.

**Figures 50 [a-e]**

Distribución geográfica de las capturas (t) de BET por artes principales para todo el periodo 1950-2022 [e] Las capturas 1991-2022 se han desglosado en bancos libres y DCP.