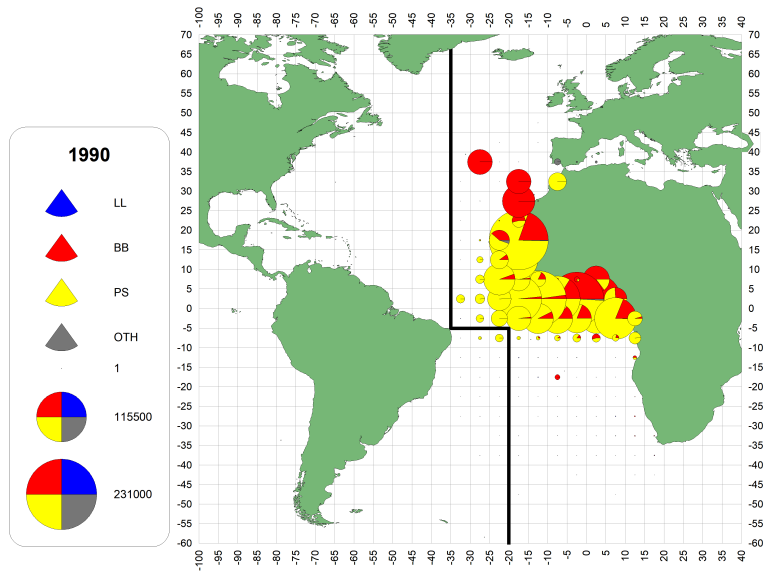


a. SKJ(1950-59)

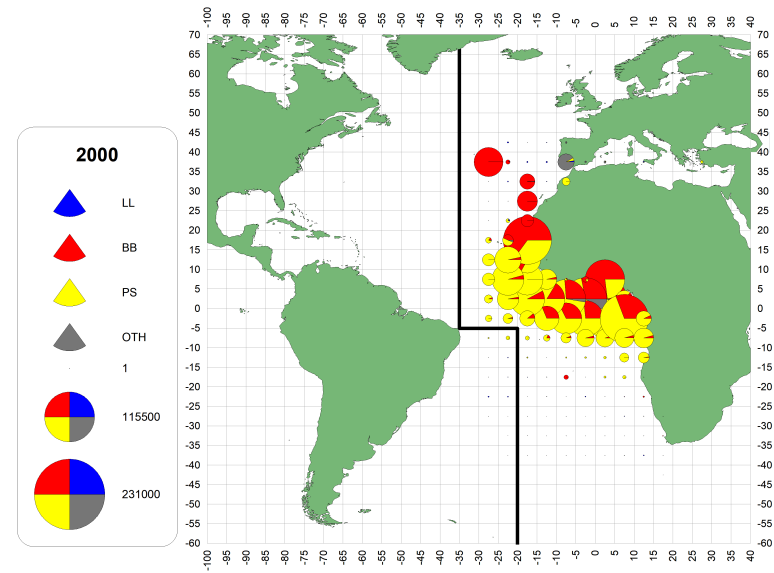
b. SKJ(1960-69)

c. SKJ(1970-79)

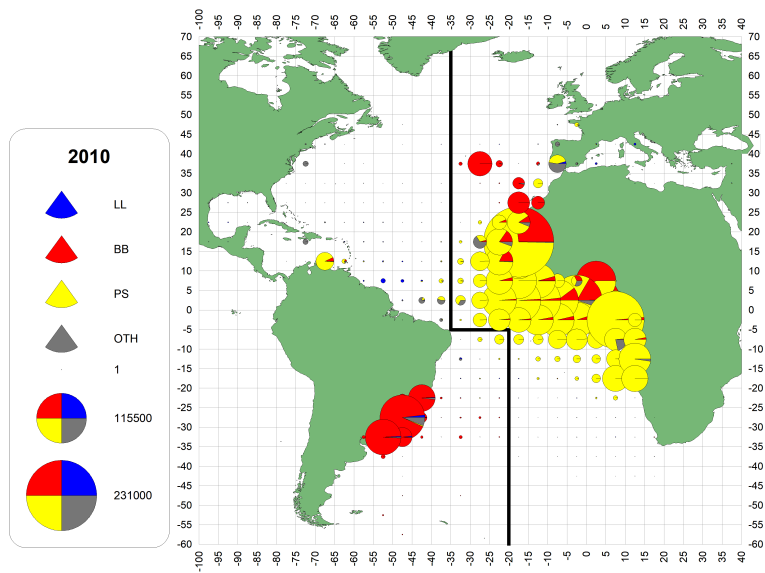
d. SKJ(1980-89)



e. SKJ (1990-99)



f. SKJ (2000-09)



g. SKJ (2010-18)

Figures 53 [a-g]

Figures 53 [a-g]

Figuras 53 [a-g]

Geographical distribution of SKJ catch (t) by major gears and decade

Distribution géographique de la prise (t) de SKJ par engins principaux et décennie

Distribución geográfica de las capturas (t) de SKJ por artes principales y por décadas