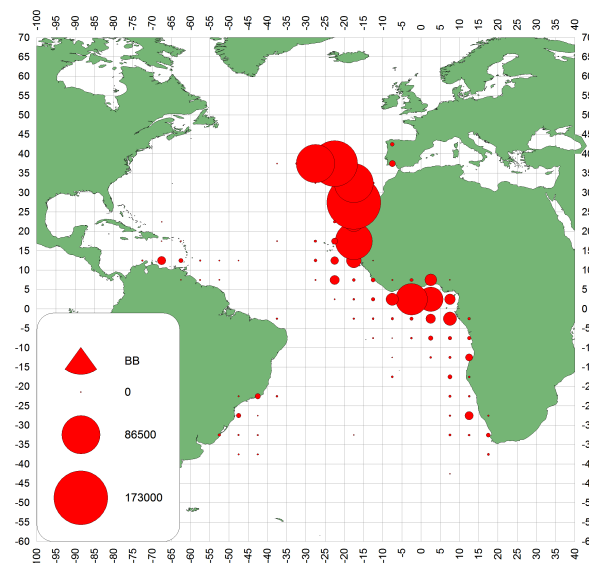
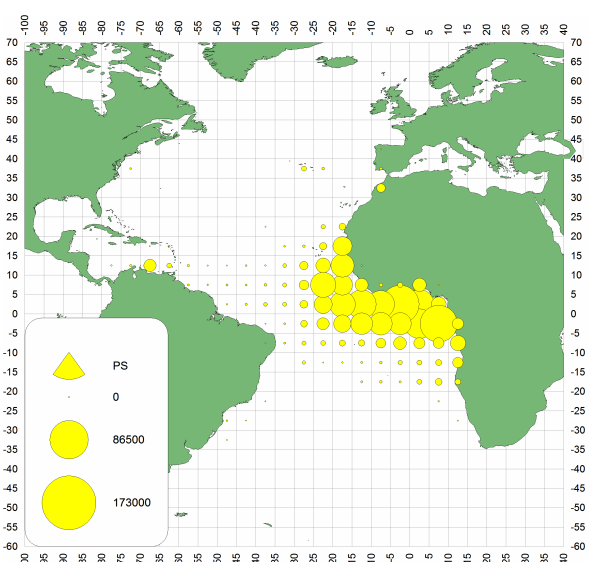


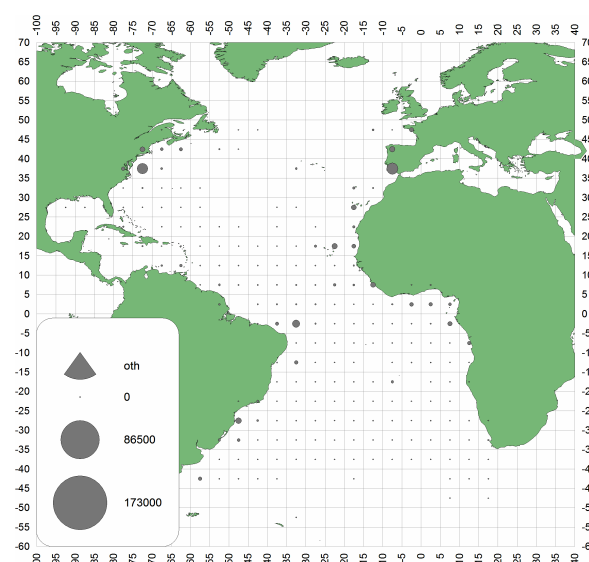
a. BET (LL)



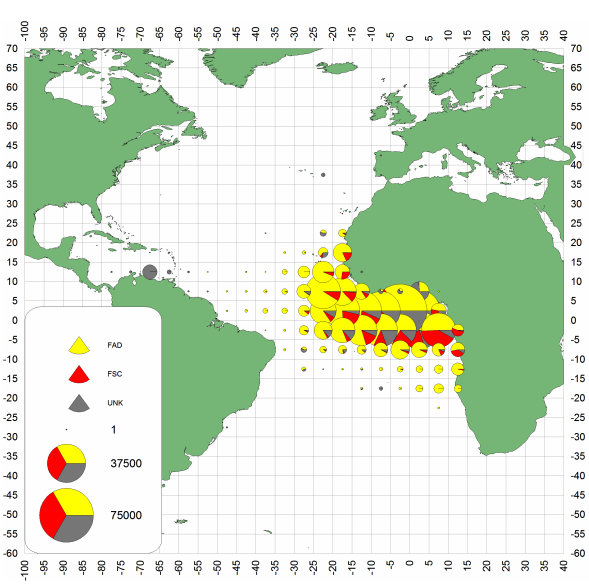
b. BET (BB)



c. BET (PS)



d. BET (oth)



e. BET (FAD/FREE 1991-2015)

Figures 50 [a-e]
 Geographical distribution of BET catch (t) by major gears, for the entire 1950-2015 period. [e] For 1991-2015 catches are split by free school and FADs.

Figures 50 [a-e]
 Distribution géographique de la prise (t) de BET par engins principaux, pour toutes les périodes 1950-2015. [e] Les captures 1991-2015 ont été ventilées en bancs libres et DCP.

Figures 50 [a-e]
 Distribución geográfica de las capturas (t) de BET por artes principales para todo el periodo 1950-2015. [e] Las capturas 1991-2015 se han desglosado en bancos libres y DCP.