

SAI (*Istiophorus albicans*)

ATL + MED

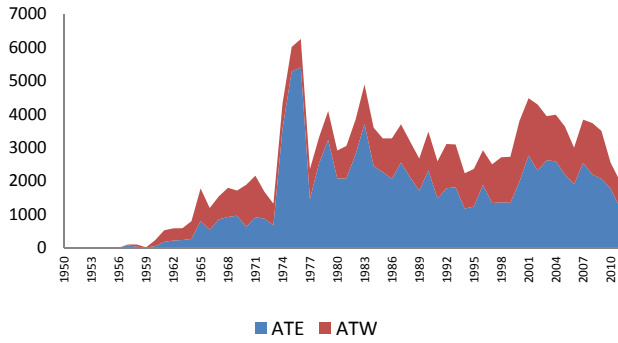


Figure 27 Cumulative SAI catch by area  
 Figure 27 Prise cumulative de SAI par zone  
 Figura 27 Total acumulado de capturas de SAI por zona

ATL + MED

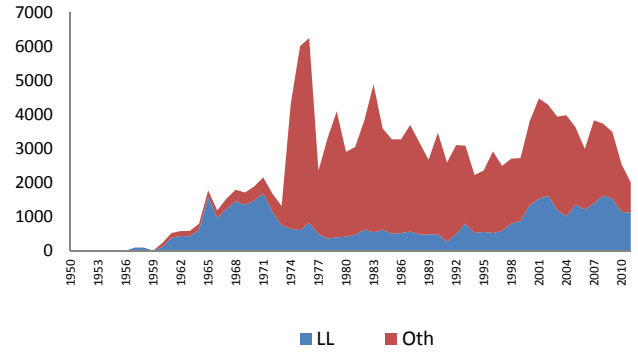


Figure 28 Cumulative SAI catch by major gear  
 Figure 28 Prise cumulative de SAI par engin principal  
 Figura 28 Total acumulado de capturas de SAI por artes principales

WHM (*Tetrapturus albidus*)

ATL + MED

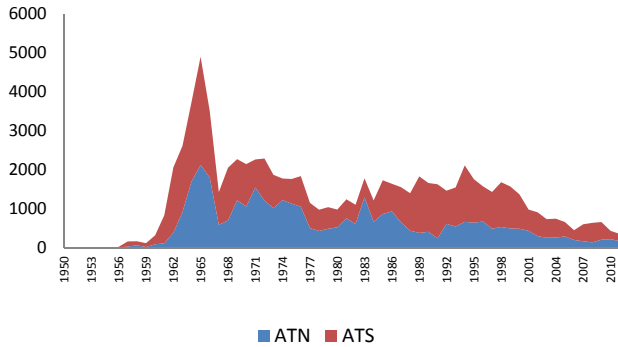


Figure 29 Cumulative WHM catch by area  
 Figure 29 Prise cumulative de WHM par zone  
 Figura 29 Total acumulado de capturas de WHM por zona

ATL + MED

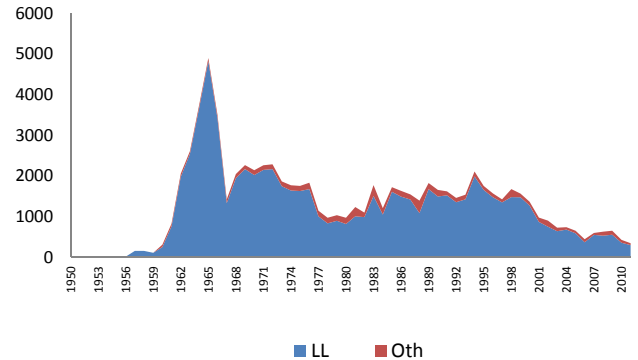


Figure 30 Cumulative WHM catch by major gear  
 Figure 30 Prise cumulative de WHM par engin principal  
 Figura 30 Total acumulado de capturas de WHM por artes principales

SWO (*Txiphias gladius*)

ATL + MED

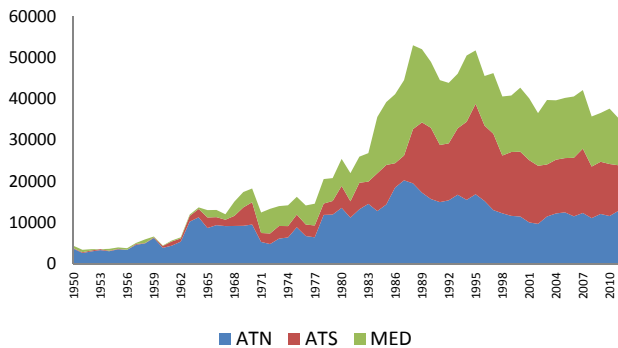


Figure 31 Cumulative SWO catch by area  
 Figure 31 Prise cumulative de SWO par zone  
 Figura 31 Total acumulado de capturas de SWO por zona

ATL + MED

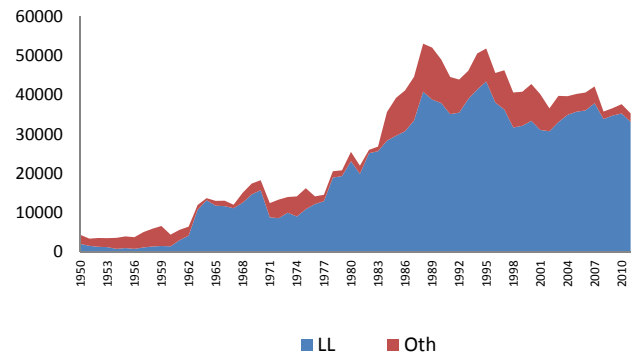


Figure 32 Cumulative SWO catch by major gear  
 Figure 32 Prise cumulative de SWO par engin principal  
 Figura 32 Total acumulado de capturas de SWO por artes principales